

# Juno

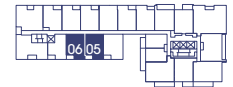
BY  
STREETSIDE

## C1B

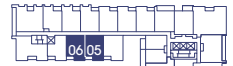
1 BEDROOM + DEN  
1 BATH

INTERIOR: 575 - 576 SF  
EXTERIOR: 32 - 53 SF

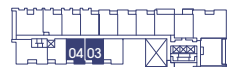
TOTAL: 607 - 629 SF



LEVELS 6 - 7



LEVEL 5



LEVEL 4



The developer reserves the right to make modifications to the floorplans, areas, unit numbers and/or specifications without notice. Actual floorplans may be a mirrored image or have minor variations from the illustrations above. Measurements may be based on architectural areas and not taken from the strata plan. In the event of any discrepancy between the home size shown on this floorplan and the size of the strata lot as shown in the preliminary strata plan, the estimated size of the strata lot shall be as per the preliminary strata plan. Buyer to verify strata lot size if important. This is not an offering for sale. Any such offering can only be made with a Disclosure Statement. E.&O.E. Sales and Marketing by KEY Marketing.